

DMI
SYSTEMS
I N C

Original Heelift® Suspension Boot

For non-edematous legs and patients who prefer a cooler option

As the occurrence of heel pressure ulcers escalates due in part to an aging population and increased frequency of obesity-related diseases, the need for a cost-effective solution to pressure ulcers becomes imperative.

Heelift Suspension Boot, designed by orthopedic surgeons specifically for prevention and treatment of heel pressure ulcers, effectively eliminates heel pressure by suspending the heel in air, promoting pressure relief and faster healing. Heelift is made from soft, firm medical grade convoluted foam, which promotes increased air circulation for patient comfort.

Heelift is ideal for use with at risk patients who are immobile or post-operative or who suffer from diabetes, cardiovascular disease or dietary deficiencies. Other indications for use are foot drop, flaccid paralysis (non-spastic), and pre- and post-operative hip fractures and skin grafts.

Features:

Heelift has added design features for more comfort, support, and easier, one-handed closure. Extended stitching along the top rim narrows the forefoot, increasing the support to give improved protection against foot drop, equinus deformity or heel cord contracture. Two non-abrasive, soft straps with D-ring closures permit easy adjustment of strap tension while eliminating potential skin irritation.

Other features include:

- Latex-Free
- Friction-free tricot backing for improved patient mobility
- Extra pad to control hip rotation or foot drop or to provide added elevation
- Polyurethane stiffener to prevent buckling
- One size fits all



Heelift® Smooth Suspension Boot

For edematous legs and patients with hyper-sensitive skin

Heelift Smooth suspension boot is made from a soft, firm medical grade foam with an interior that is completely smooth. For patients with edematous legs or very sensitive skin, the smooth foam minimizes the chance for irritation or pressure points. Heelift Smooth gently cradles, cushions and elevates the lower leg, while suspending the heel in protective space. Promotes faster healing and heel pressure sore prevention.



A Cost-Effective, Zero Pressure Method

For Prevention & Treatment of Heel Pressure Ulcers ...



Heelift® Original and Smooth Patent No. 5449339 Additional patents pending. Suggested Code: E0191



Pressure is eliminated as the heel is suspended in protective space.



Walking short distances is permitted. If walking long distances, do so ONLY WITH ASSISTANCE.



The extra pad (included with either Heelift® Suspension Boot) can be used as an aid to prevent foot drop (left) or to help prevent hip rotation (center). The smooth tricot backing (right) provides a friction-free surface to facilitate patient movement. Customize the removable pad as shown above (far right); a two- to four-inch wedge can be removed if Achilles tendon erythema occurs.

Easy Care Instructions

Machine washing, either the Heelift, Heelift Smooth or Heelift Traction Boot, in a standard washer/dryer is acceptable. Close the Velcro® straps and place the boot into a net laundry bag prior to machine washing and drying. Adhesive may be degraded.

NOTE: When washing the Heelift Traction Boot, remove traction device first.

D-Ring closures (positioned on other side of boot) allow easier adjustment of straps

Heelift® Suspension Boots

For Proven Treatment and Prevention

As part of its ongoing performance evaluation of Heelift Suspension Boots, DM Systems gathers input from professionals who volunteer to participate in product assessment.

The participants—nurses, physicians, physical therapists and other medical professionals—measure product performance with the assistance of a standardized questionnaire combined with patient feedback. Results from the most recent evaluation indicate that 83% of participants said Heelift worked better than their current pressure relief device while 88% plan to recommend that Heelift be made part of their facility's regimen.

The evaluation includes assessing Heelift as both an aid to heel ulcer prevention (top chart) as well as an aid in heel ulcer treatment (bottom chart).

Evaluation of Heelift® Boots as an Aid to Heel Ulcer Prevention

	% OF TOTAL RESPONDENTS PER RATING					
	Excellent v.	iv.	Good iii.	ii.	Poor i.	No Answer*
Overall comfort	29%	32%	15%	2%	0%	22%
Feel of material against skin	29%	33%	13%	2%	0%	23%
Ease of patient removal	29%	29%	14%	4%	0%	24%
Heel pressure relief	44%	32%	12%	0%	1%	11%
Ease of patient movement	29%	31%	17%	4%	2%	17%
Doesn't promote heat buildup	26%	27%	24%	1%	3%	19%
Stays in position	30%	36%	19%	2%	1%	12%
Reduces friction	37%	37%	12%	0%	2%	13%

*Percentage of patients unable to respond

Evaluation of Heelift® Boots as an Aid to Heel Ulcer Treatment

	% OF TOTAL RESPONDENTS PER RATING					
	Excellent v.	iv.	Good iii.	ii.	Poor i.	No Answer*
Overall comfort	30%	32%	21%	3%	0%	13%
Feel of material against skin	22%	30%	18%	2%	0%	27%
Ease of patient removal	27%	24%	15%	2%	2%	30%
Heel pressure relief	41%	29%	11%	3%	1%	15%
Ease of patient movement	21%	30%	20%	8%	2%	19%
Doesn't promote heat buildup	24%	24%	22%	7%	2%	22%
Stays in position	28%	30%	23%	5%	1%	13%
Accommodates wound dressing	43%	39%	15%	1%	0%	2%

*Percentage of patients unable to respond

Pressure Mapping Test Results

DM Systems commissioned a study of leading heel pressure relief devices to ascertain the effectiveness of each in minimizing pressure to the heel.

A 16-sensor, 2" x 2" FSA (force sensing array) sensor pad was carefully affixed to the left heel of two subjects and was kept in the same position throughout the studies on three foam type pressure reduction mattresses and many available foot positioners and heel protectors. Pressures were measured with the subjects relaxed supine, with the knee flexed 30 degrees unsupported after flexing and extending three times, and with the knee supported at 30 degrees with a pillow.

The FSA pad was calibrated at 0-100 in mm of Hg, and the studies were carried out at Advanced Therapeutics of Wisconsin. The data gave maximum and average pressures from the closely spaced, 16-sensor array.

Pressure Mapping of the Heel - Supine

NOTE: Subject patient was 6' 3" tall and weighed 220 lbs.


Heelift® Suspension Boot

Sensors included 15
 Variation coefficient 63.7%
 Standard deviation 1.47
 Average pressure 2.3
 Maximum pressure 5.9
 Center of pressure 2.7, 2.5



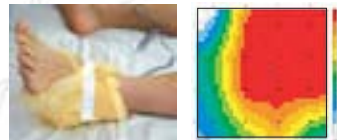
Pressure Reduction Mattress

Sensors included 16
 Variation coefficient 59.7%
 Standard deviation 26.8
 Average pressure 44.8
 Maximum pressure 100
 Center of pressure 2.2, 2.2




Heel Protector

Sensors included 16
 Variation coefficient 36.4%
 Standard deviation 28.2
 Average pressure 77.5
 Maximum pressure 100
 Center of pressure 2.8, 2.4



Heel Pillow

Sensors included 16
 Variation coefficient 40.5%
 Standard deviation 28.1
 Average pressure 69.4
 Maximum pressure 100
 Center of pressure 2.1, 2.5



Heelift® Traction Boot

For stabilizing pre-surgical fractures

Heelift Traction Boot provides an inventive method of applying skin traction to help stabilize femur fractures prior to surgery. With up to ten pounds straight skin traction for fracture pain relief, latex-free Heelift Traction Boot helps prevent heel and lateral malleolar ulcers and avert peroneal nerve pressure injury at the fibular head, as well as providing forefoot support to avoid heel cord contracture. During the pre-surgical period when the patient lacks the ability to control the leg, Heelift Traction Boot elevates the leg and controls foot drop and rotation.

Once traction is no longer required, the Heelift Traction Boot reveals a hidden benefit. By simply removing the side traction straps, traction bar and rope, the traction boot converts to a Heelift Smooth Suspension Boot. The smooth boot is ideal for eliminating heel pressure, thus minimizing the occurrence of heel pressure ulcers.

Each Heelift® Traction Boot includes:

- Customizable foam boot with fixed elevation pad
- Spare pad with adhesive backing to customize the boot for unusual problems
- Velcro® side traction straps
- Removable traction bar and rope

See Easy Care Instructions on Page 3



Removing the side traction straps, traction bar and rope (above) converts the Heelift® Traction Boot to a Heelift® Smooth Suspension Boot (below) ideal for helping to prevent or treat heel ulcers.

Patent Pending
 Suggested Code: E0945
 CE

Elbowlift® Suspension Pad

For prevention of elbow injury and discomfort

Protecting the sensitive olecranon and olecranon bursa from friction burns and contusions can be a challenge. Elbowlift Suspension Pad offers a latex-free, effective solution. Elbowlift cushions and elevates the elbow to minimize surface contact. Protects against olecranon bursitis, ulnar neuritis, pressure pain and ulcers, and skin injury.

- One size fits all
- Machine Washable
- Customizable



Patent No. 6216268
Suggested Code: E0191 CE



Adjustable, cushioned Velcro® strap wraps around arm to keep pad in place.


Smoother, non-friction backing for improved patient movement.



Center hole allows for greater patient comfort and functions as a placement guide.

Velcro® is a registered trademark of Velcro Industries B.V.





DM Systems, Inc.
1316 Sherman Avenue
Evanston, IL 60201 USA
800.254.5438 • Fax: 847.328.9561
E-mail: info@dmsystems.com
www.dmsystems.com

(DAPA #SP0200-02-H-008 / FSS # V797P-4355a)